



**Cambridge International Examinations**  
Cambridge International General Certificate of Secondary Education

CANDIDATE  
NAME

CENTRE  
NUMBER

--	--	--	--	--

CANDIDATE  
NUMBER

--	--	--	--



**ENVIRONMENTAL MANAGEMENT**

**0680/23**

Paper 2

**October/November 2018**

**1 hour 45 minutes**

Candidates answer on the Question Paper.

No Additional Materials are required.

**READ THESE INSTRUCTIONS FIRST**

Write your Centre number, candidate number and name on all the work you hand in.

Write in dark blue or black pen.

You may use an HB pencil for any diagrams or graphs.

Do not use staples, paper clips, glue or correction fluid.

**DO NOT WRITE IN ANY BARCODES.**

Answer **both** questions.

Electronic calculators may be used.

You may lose marks if you do not show your working or if you do not use appropriate units.

At the end of the examination, fasten all your work securely together.

The number of marks is given in brackets [ ] at the end of each question or part question.

This document consists of **16** printed pages.

- 1 The table shows the percentage change in the world total production and percentage change in area cultivated for 9 crops in the last 30 years.

crop	percentage change in total production	percentage change in area cultivated
barley	-3	-35
maize	95	29
millet	32	-5
oats	-45	-60
potato	10	-5
rice	81	14
sorghum	-5	-1
sweet potato	-22	-27
wheat	61	-1

- (a) (i) Rank the three crops with the greatest percentage increase in total production over the past 30 years from highest to lowest.

	rank	crop
highest	1st	
	2nd	
lowest	3rd	

[2]

- (ii) Identify the crop which has the greatest percentage decrease in both total production and area cultivated.

.....[1]

- (iii) Suggest **two** reasons why the total production and area of cultivation for a crop might decrease.

1 .....

.....

2 .....

.....

[2]



(ii) Changing the soil characteristics will only benefit the crops if the soil is properly aerated.

Explain why soils must be aerated for good crop growth.

.....

.....

.....

.....[2]

(iii) Give **two** ways in which the aeration of the soil may be damaged.

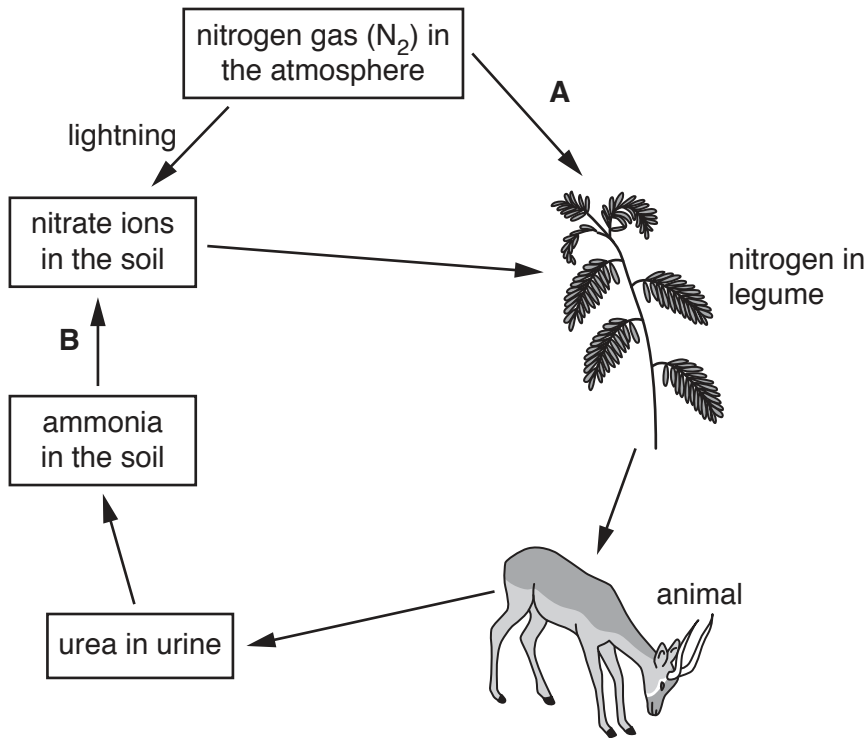
1 .....

.....

2 .....

.....[2]

(c) The diagram shows part of the nitrogen cycle.



(i) Name the process that occurs at **A** and the process that occurs at **B**. Choose from these words.

- decay                  fixation                  nitrification                  respiration**

**A** .....

**B** .....

[2]

(ii) Nitrogen is found in proteins.

Give one way in which animals obtain protein.

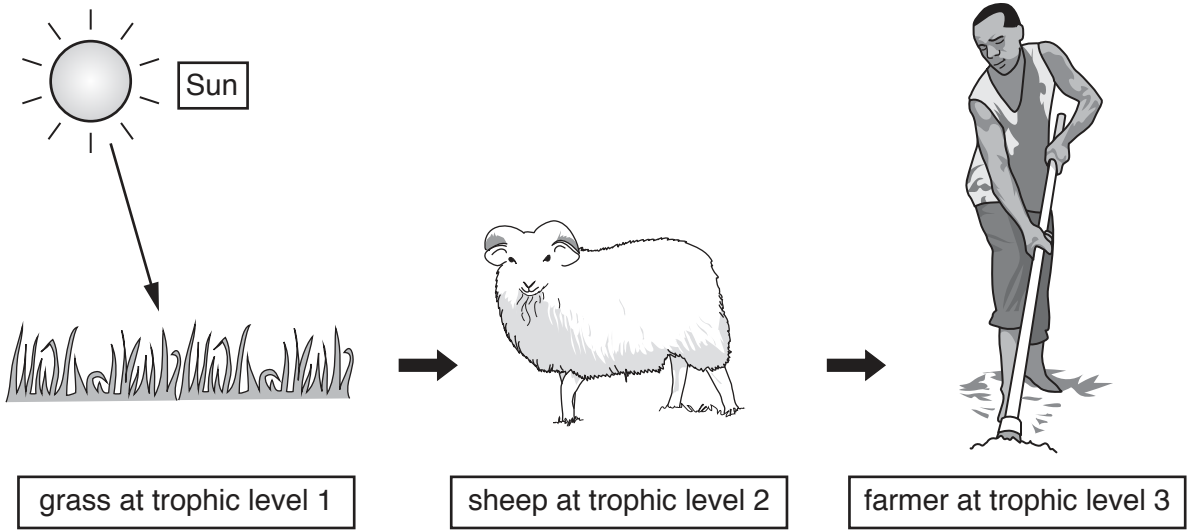
.....  
.....[1]

(iii) Nitrates in the soil are very soluble and easily washed into rivers and lakes.

Describe the impact this nitrate may have on the rivers and lakes.

.....  
.....  
.....  
.....  
.....  
.....  
.....  
.....  
.....  
.....[4]

(d) The diagram shows part of a food web on a farm.



(i) State which organism in the diagram is the producer.

.....[1]

(ii) The energy transfer between trophic levels is 10%.

Calculate the percentage of energy contained within the grass that will be present in the farmer.

.....% [1]

(iii) Give **three** ways in which energy may be lost between trophic levels.

1 .....

.....

2 .....

.....

3 .....

.....

[3]

(iv) Describe the process used by plants to capture and store energy from the Sun.

.....

.....

.....

.....

.....

.....

.....[3]







2 Minerals and fossil fuels are non-renewable resources.

(a) (i) State **two** economic advantages of mineral extraction to a local community.

- 1 .....
- .....
- 2 .....
- .....

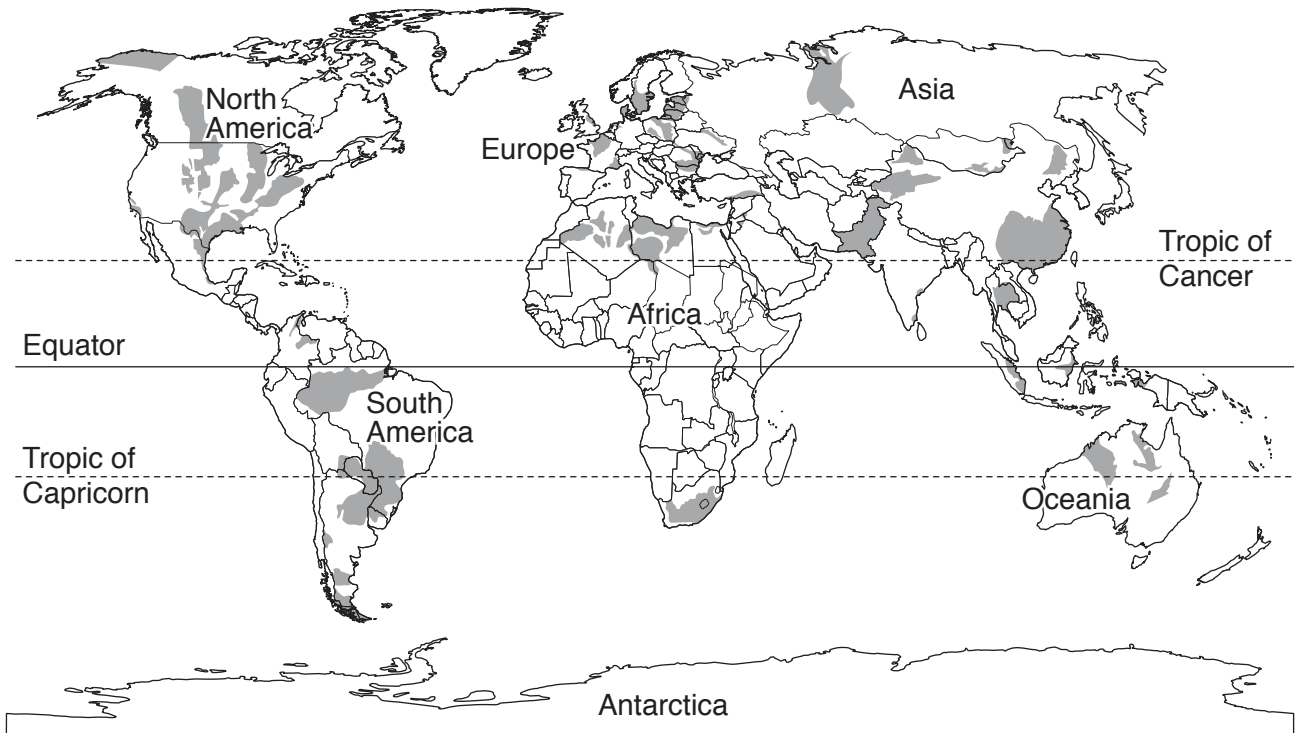
[2]

(ii) Suggest **three** reasons why mining might stop in a location.

- 1 .....
- .....
- 2 .....
- .....
- 3 .....
- .....

[3]

- (iii) Oil and gas can be found in a sedimentary rock called shale. The map shows the location of known shale oil and shale gas reserves.



**Key**

■ shale oil and shale gas reserves

Describe the location of the known shale oil and shale gas reserves.

.....  
.....  
.....  
.....[2]

- (iv) It is thought that there may be further land-based reserves of shale oil and shale gas.

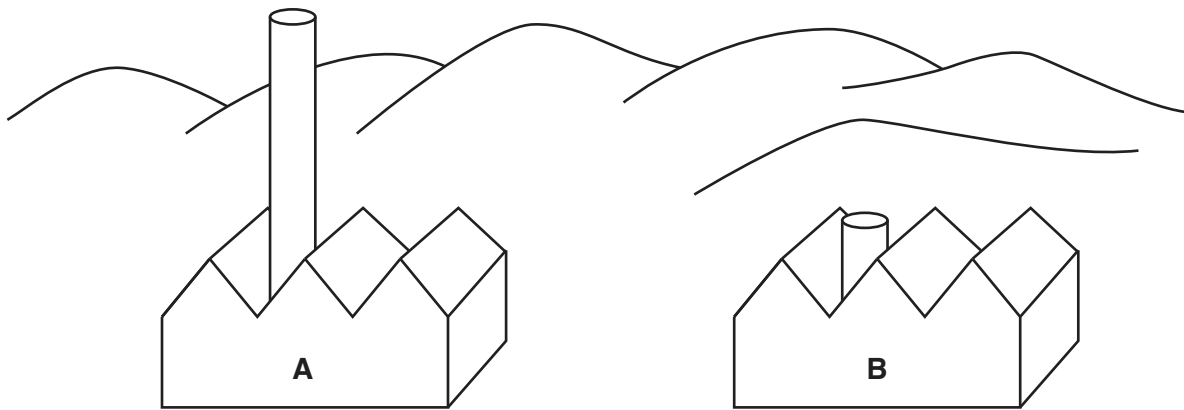
Suggest **two** reasons why they have not yet been discovered.

1 .....  
.....  
2 .....  
.....  
.....[2]



(d) Plans have been approved to allow the development of a coal-burning power station on the edge of an area of natural beauty.

Two alternative chimney designs, **A** and **B**, have been suggested.



(i) Give **two** reasons why chimney design **A** is more likely to disperse waste gases faster than chimney design **B**.

1 .....

.....

2 .....

.....

[2]

(ii) Explain **two** strategies the owners of this new coal-burning power station could use to reduce the impact of the waste gases.

strategy 1 .....

.....

.....

.....

strategy 2 .....

.....

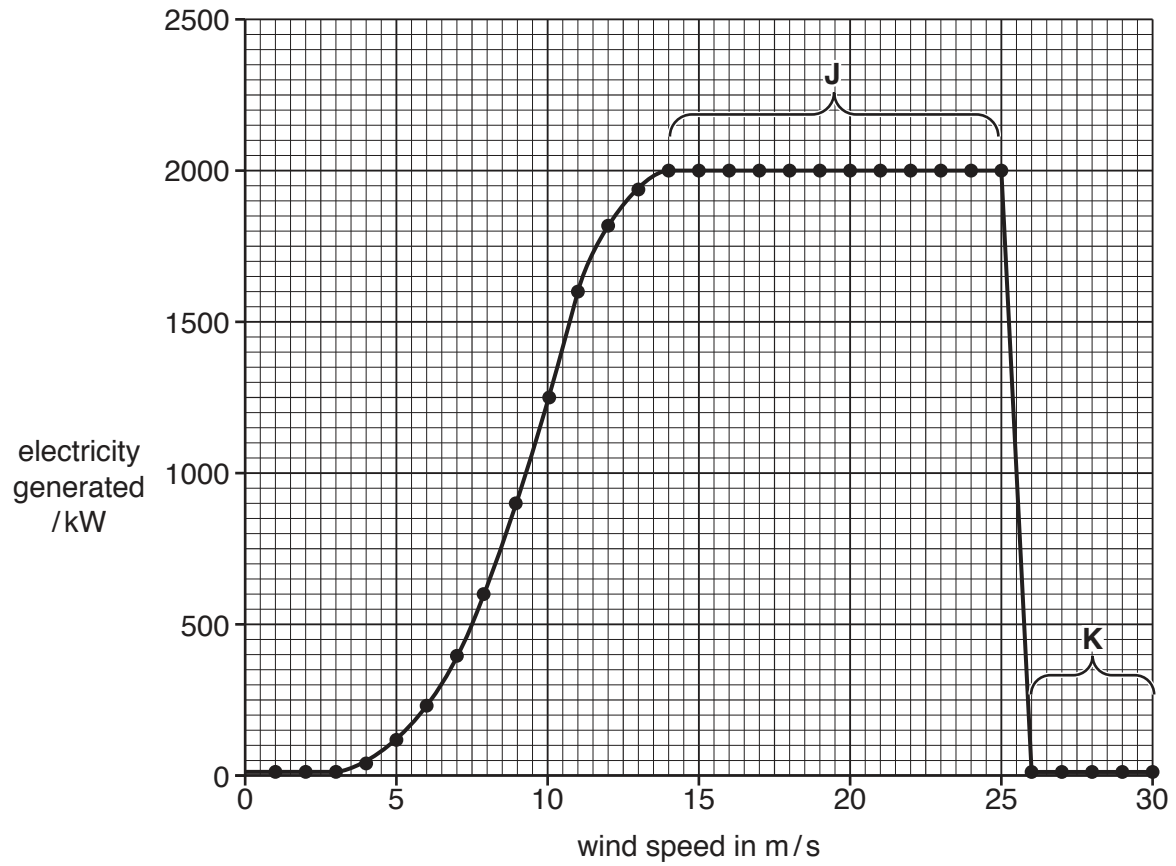
.....

.....

[4]

(e) Engineers have measured the power production from a wind turbine at different wind speeds.

The graph shows the data collected.



(i) Describe and explain the results shown in zones J and K.

zone J .....

.....

.....

.....

zone K .....

.....

.....

.....

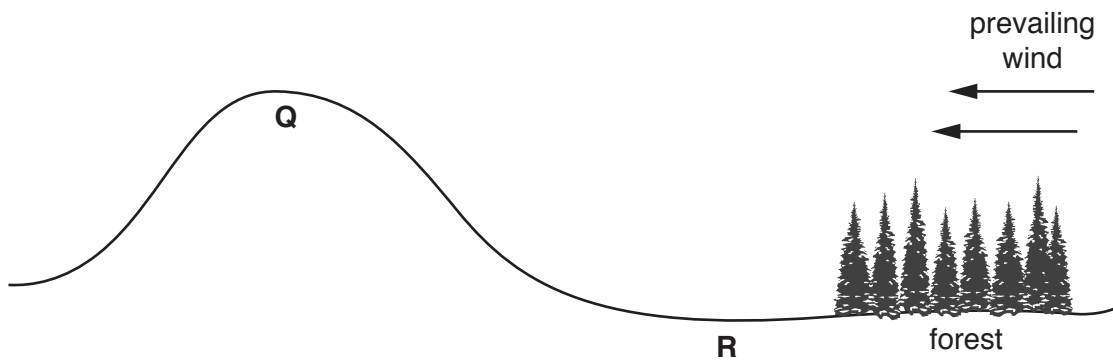
[4]

- (ii) In the location of the wind turbine, the wind speed was measured over a 24-hour period. The maximum wind speed was 10 m/s.

Describe the effectiveness of this wind turbine in generating electricity during this 24-hour period.

.....  
.....  
.....  
.....[2]

- (iii) Two alternative locations for a wind turbine are shown in the diagram.



Suggest **two** reasons why site **Q** is a better location for a wind turbine than site **R**.

1 .....  
.....  
2 .....  
.....[2]

- (iv) State **two** renewable energy sources other than wind.

1 .....  
2 .....[2]

